



EMPIRE
RESOURCES LIMITED

Investor update – July 2011

**Advanced exploration of copper-gold, and
adjoining Ni-PGM projects in central WA**

Disclaimer



This presentation is for information purposes only

This presentation has been prepared by Empire Resources Limited (“Empire” or the “Company”) and contains general background information about Empire’s activities current as at the date of this presentation (“Information”). It is Information in a summary form only and does not contain all the Information necessary to fully evaluate any investment.

While the Information in this presentation has been prepared with due care, Empire:

- (i) disclaims all responsibility for the contents of this presentation to the fullest extent permitted by law, and
- (ii) is not to be held liable for any statement in, or omission from, this presentation.

Each recipient of this presentation must check the accuracy or otherwise of the materials contained in this presentation.

Forward looking statements in this presentation may involve known and unknown risks and uncertainties, or may be subject to factors outside the control of Empire that may cause the actual results, performance or achievements of Empire to differ materially from those expressed or implied by those statements. Further Information on Empire can be obtained from www.resourcesempire.com.au.

This presentation is not a prospectus or a product disclosure statement under the Corporations Act 2001 (Cth) and has not been lodged with the Australian Securities and Investment Commission (ASIC). This presentation is neither an offer nor an invitation to subscribe for securities in Empire or representation that any securities issue will take place. Any such offer or invitation will only be made (if at all) by a disclosure document under the Corporations Act or by another document to exempt investors not requiring disclosure under the Corporations Act.

Highlights – “ERL”



- **Primary** focus - advanced copper and gold projects in WA
- Major tenement position in Youanmi base metals province
- JORC Resource of 1.07 million tonnes
at 1.82% copper and 0.78g/t gold
- New copper zones defined
- Well positioned to rapidly grow resource base

Highlights



- Recently granted co-funding agreements with WA government – reflects quality of projects
- Successful track record since listing 2007 –
4 discoveries made
- Experienced management team

Directors

Tom Revy	Chairman (Non-executive)
David Sargeant	Managing Director
Adrian Jessup	Executive Director – Technical

About Empire



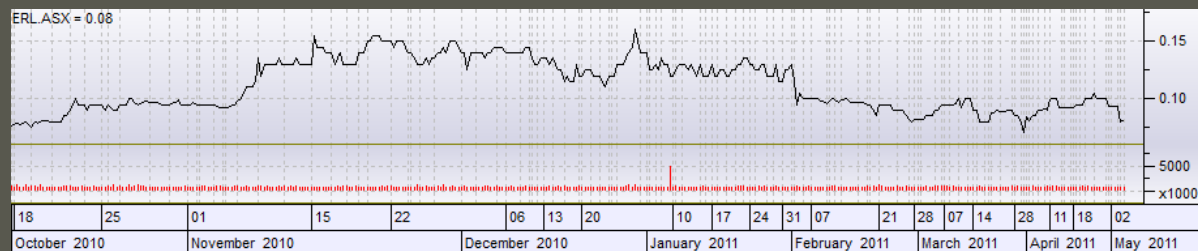
Capital Structure

Shares on issue: 127.3 million

Unlisted options on issue: 10.93 million

Market capitalisation: circa \$8 million

ASX Code: ERL



Source: Paritech

Current Activities

- Resource expansion drilling at 100%-owned Yuinmery project
- Acquired surrounding tenements from La Mancha
- 2 drill rigs drilling on site now
- Testing nickel – PGM discovery



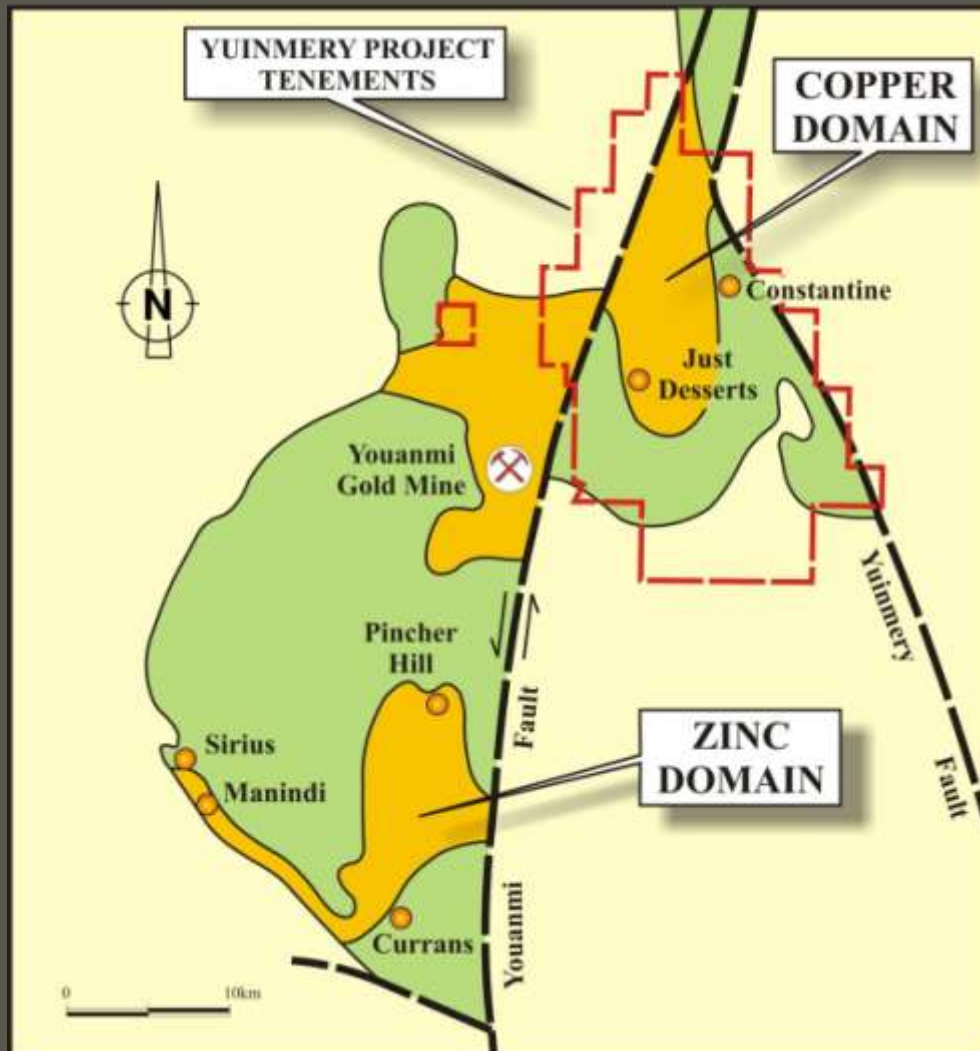
Yuinmery Project

Location



Yuinmery Project

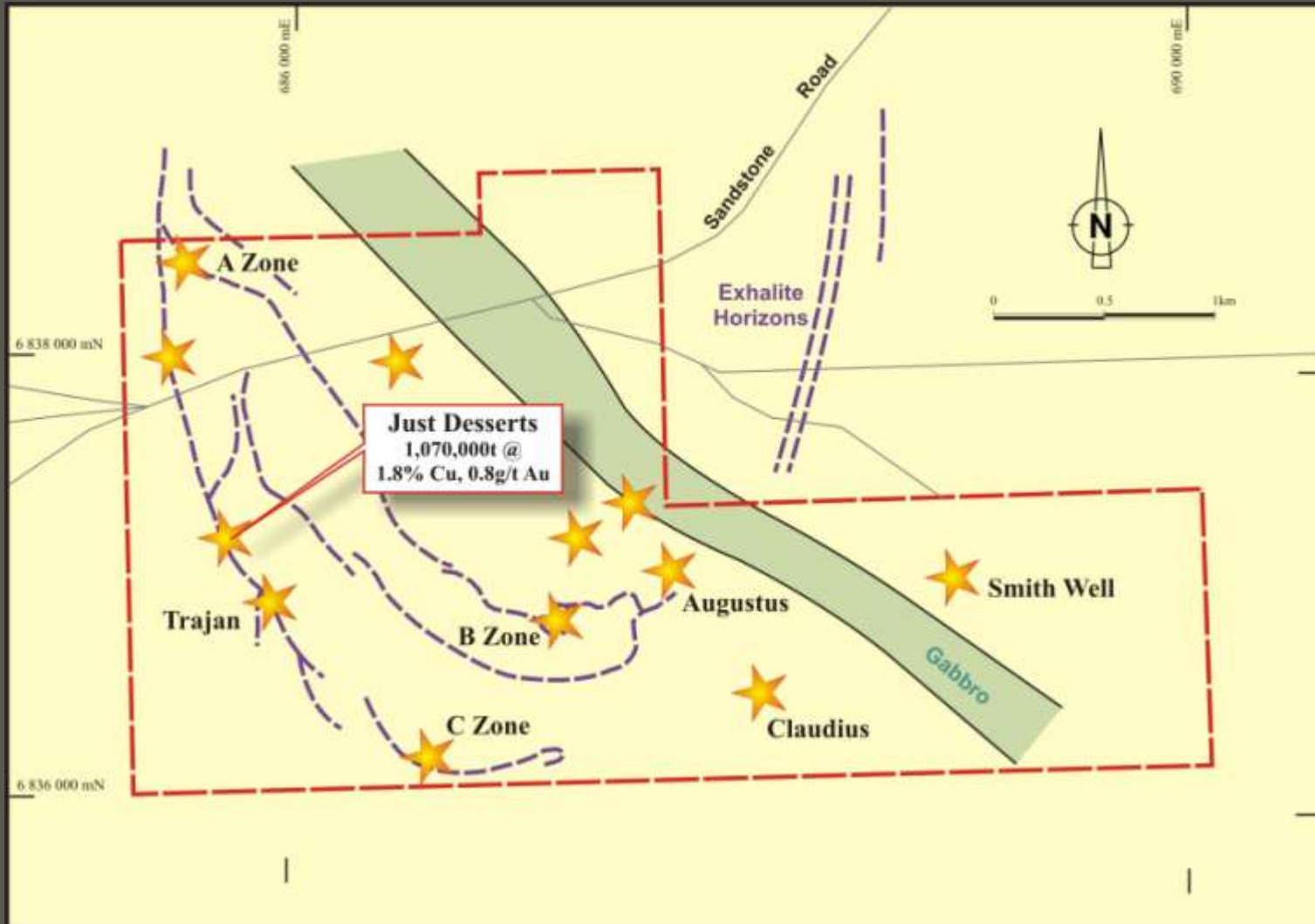
Greenstone Belts



Tenement position
in emerging
Youanmi base
metal province

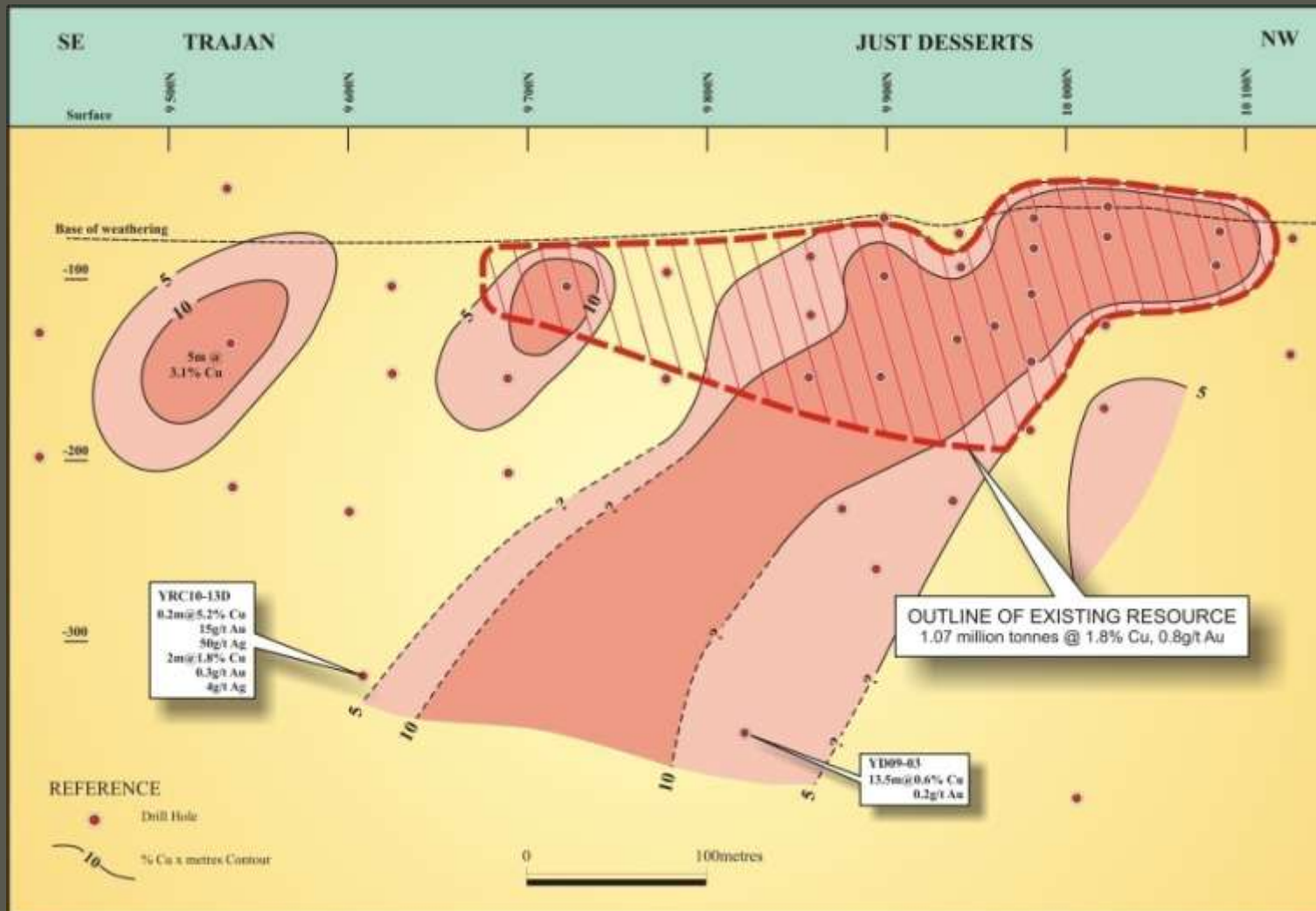
Yuinmery Project

Main copper-gold prospects



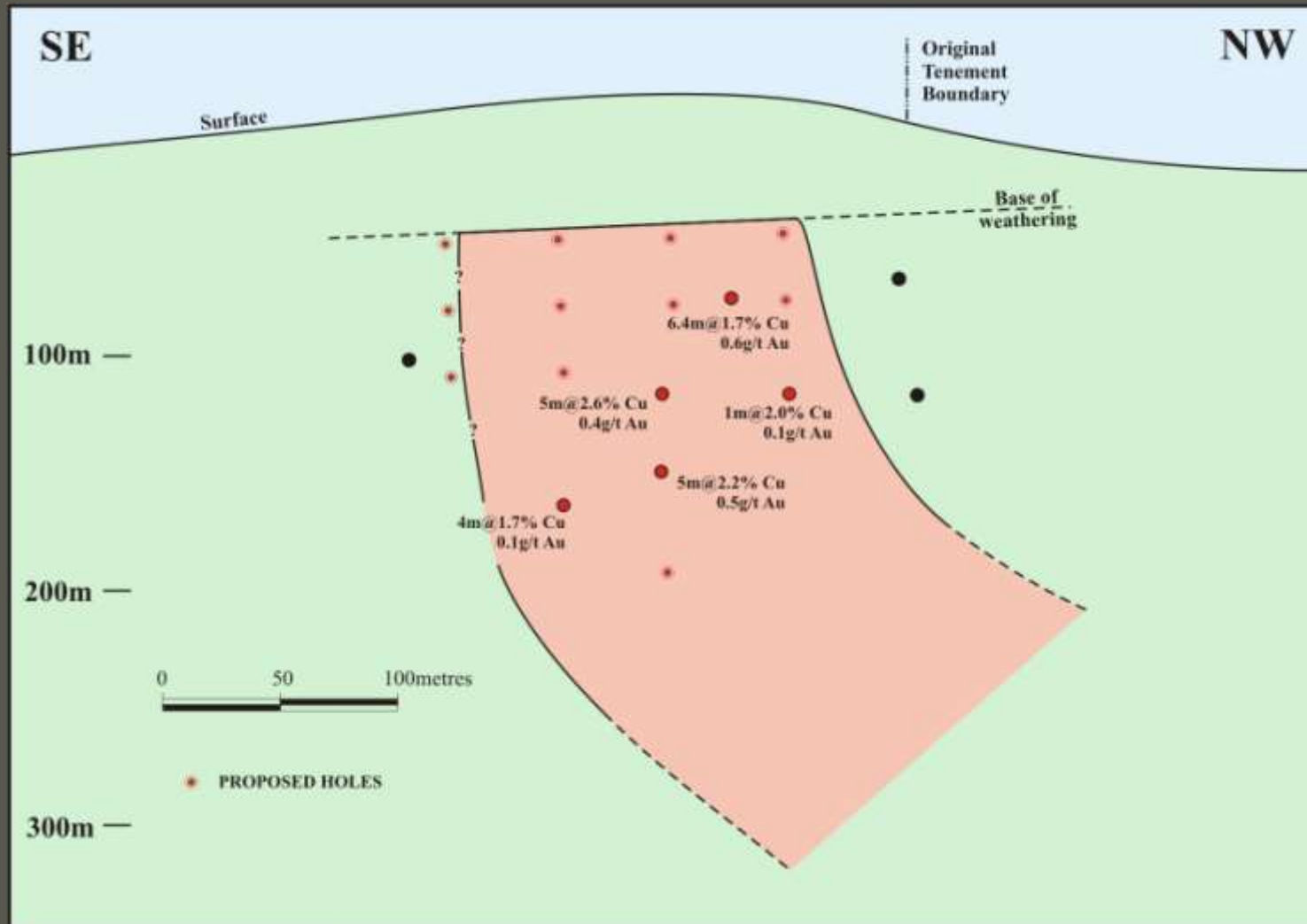
Yuinmery Project

Just Desserts prospect long section



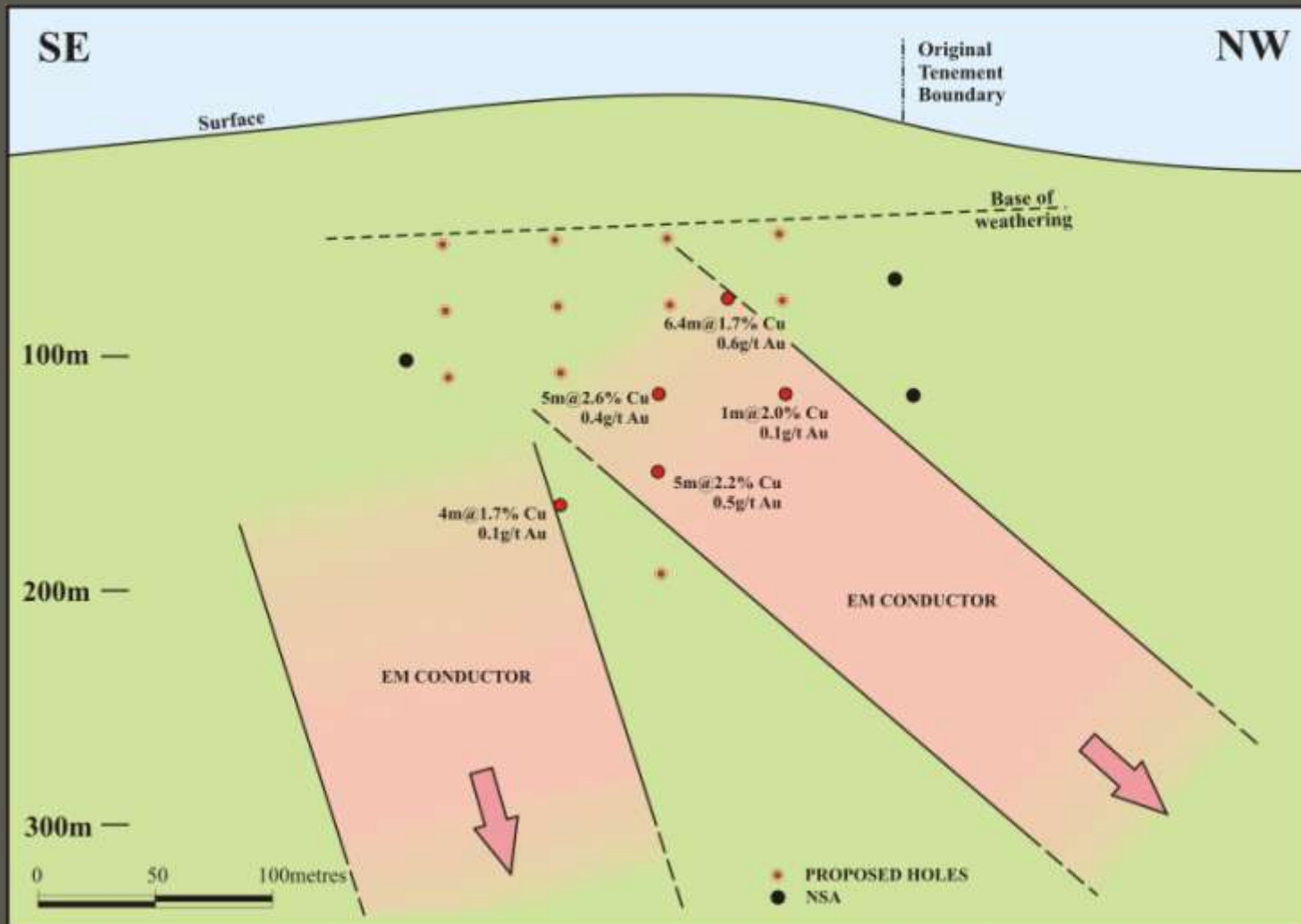
Yuinmery Project

A Zone prospect long section



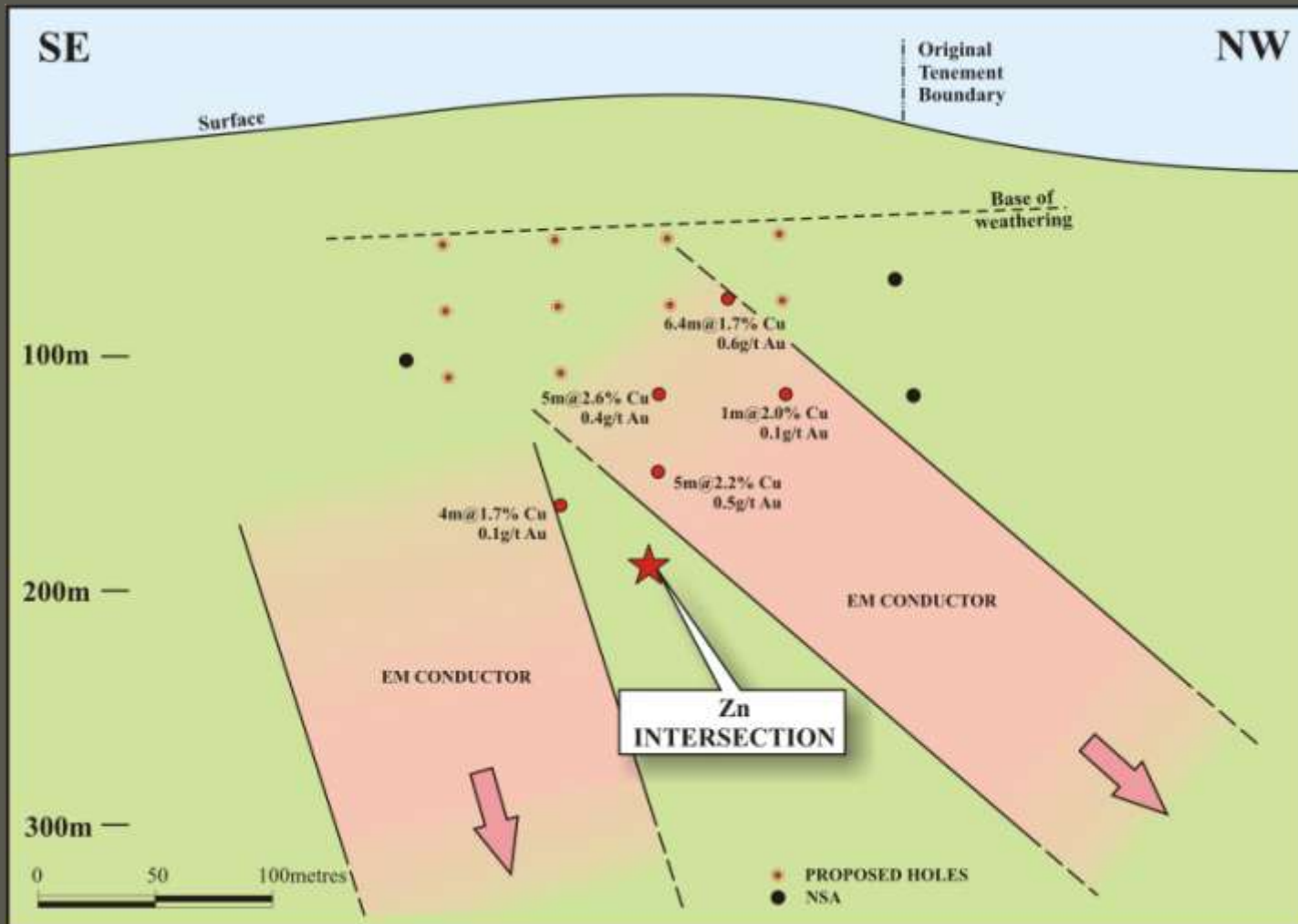
Yuinmery Project

A Zone prospect long section



Yuinmery Project

A Zone prospect, zinc discovery

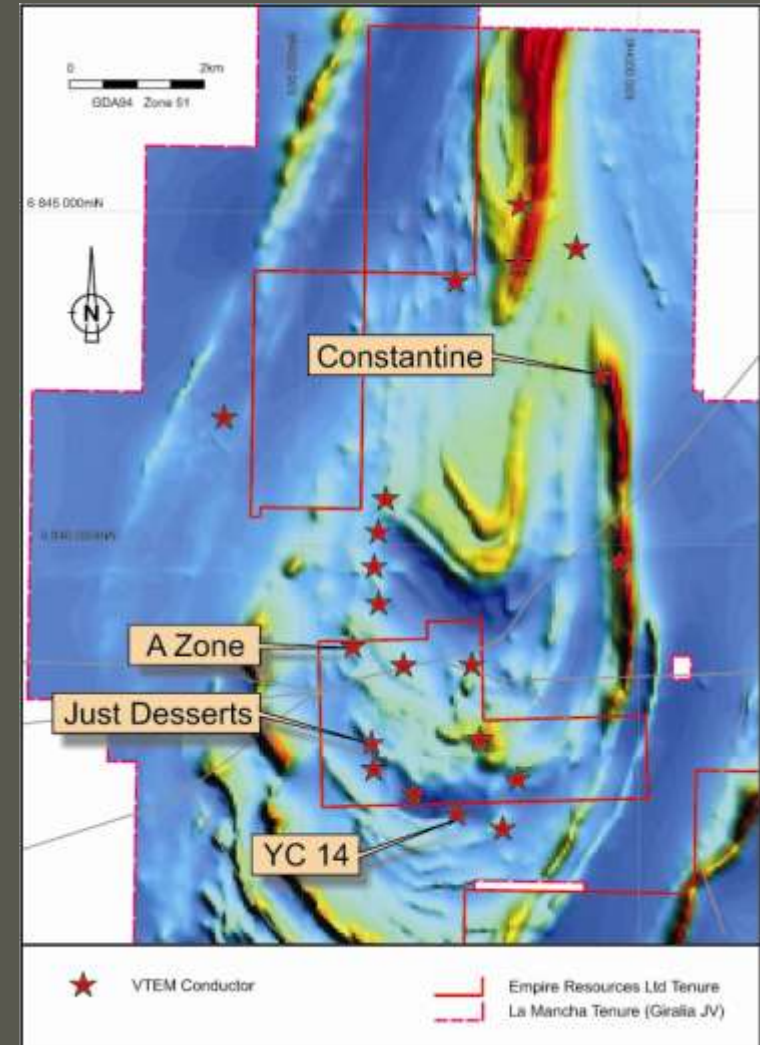


Upper horizon:

4m@8%Zn

Yuinmery Project

La Mancha Option Agreement



Yuinmery Project

La Mancha Option Agreement



- Option agreement with La Mancha Resources to acquire its interest in 149km² granted tenement holding (currently 82%) held joint venture with Giralia Resources
- Favourable acquisition terms negotiated
 - \$150,000/annum minimum expenditure for 3 years, \$750,000 exercise price
 - 2% net smelter royalty capped at \$5,000,000 on any minerals produced
- Empire now is a major land holder (227km²) in the base metals rich but underexplored Youanmi greenstone belt

Yuinmery Project

No environmental or heritage issues



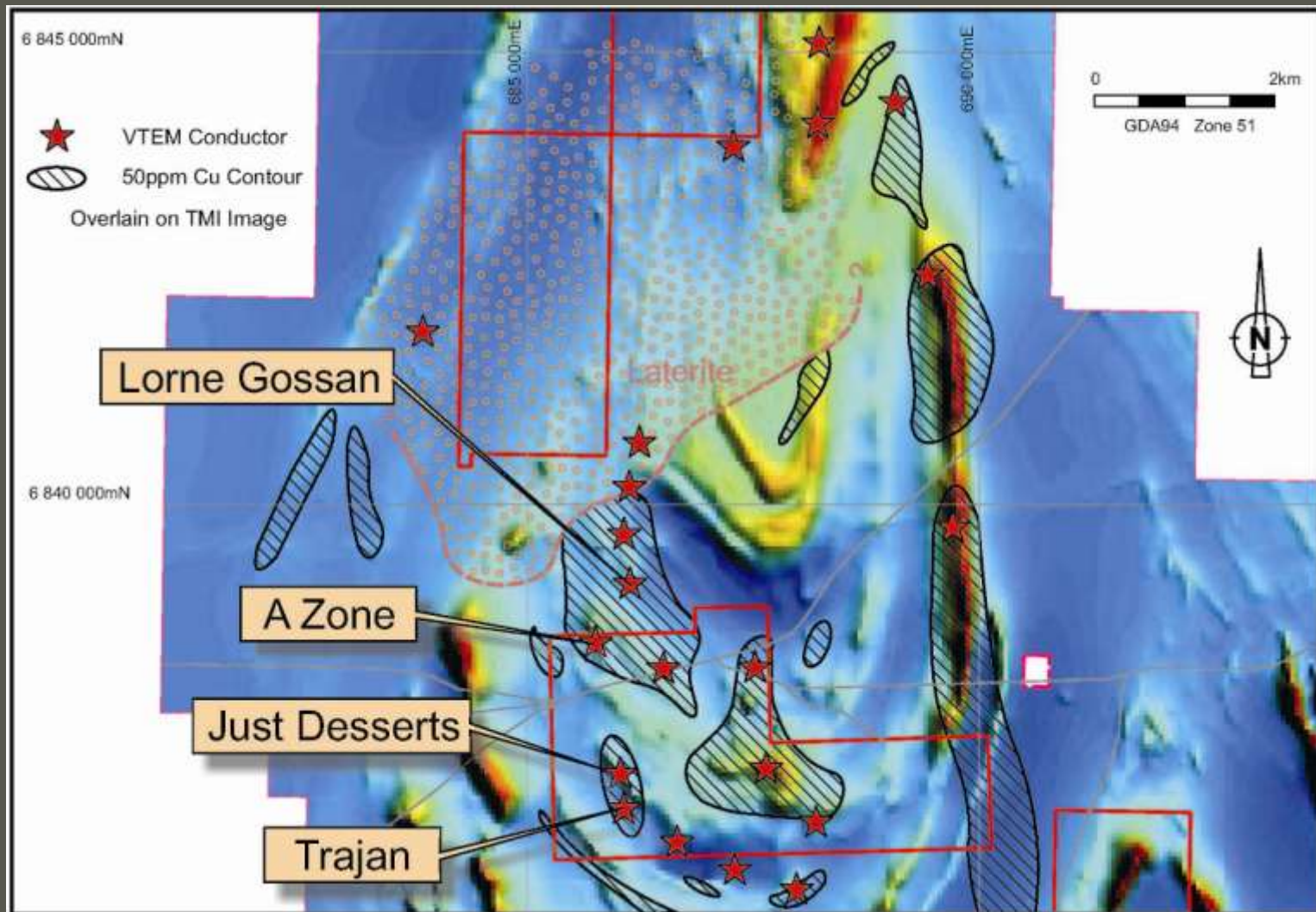
Yuinmery Project

La Mancha Option - Lorne Gossan



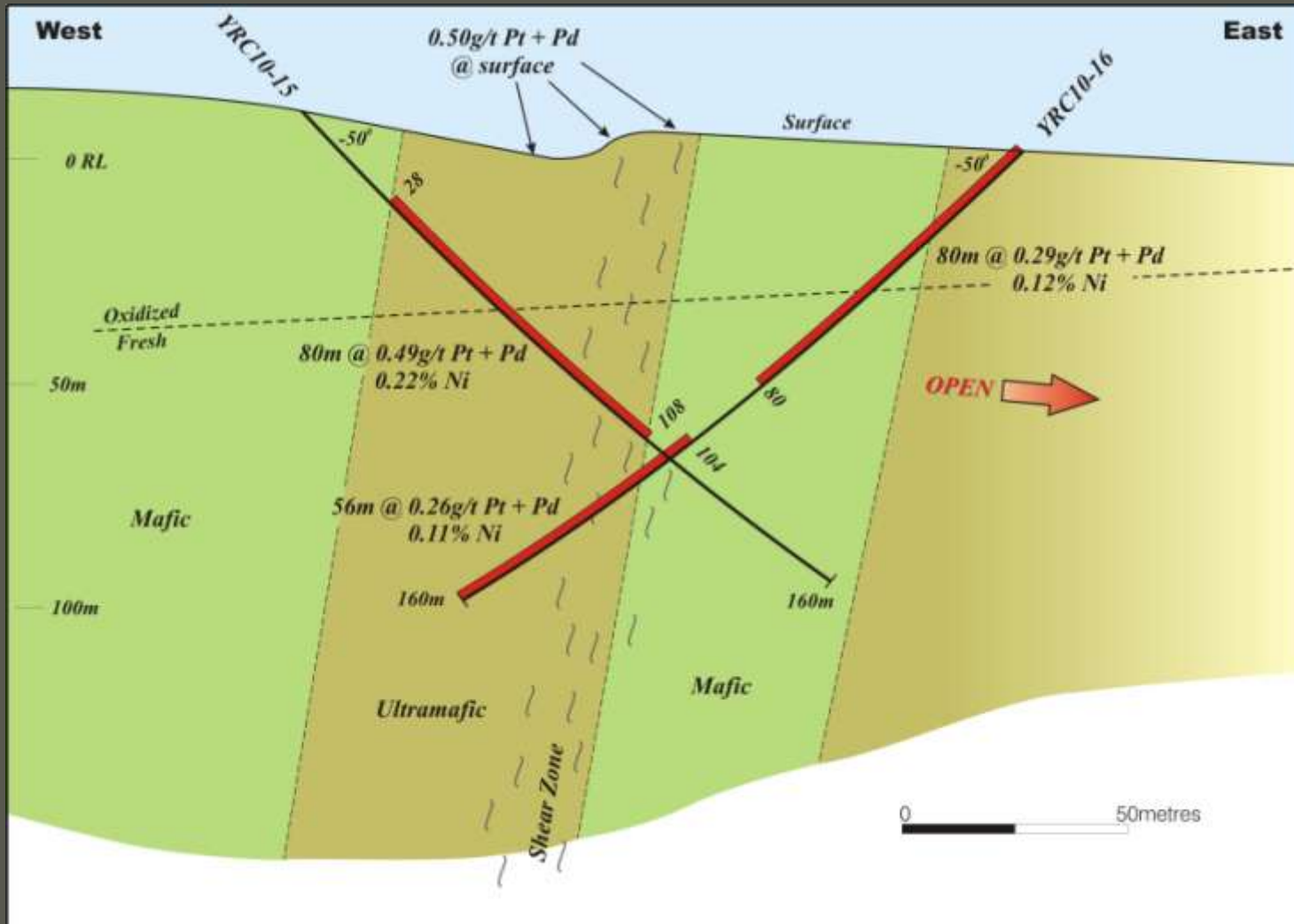
Yuinmery Project

Copper geochemistry



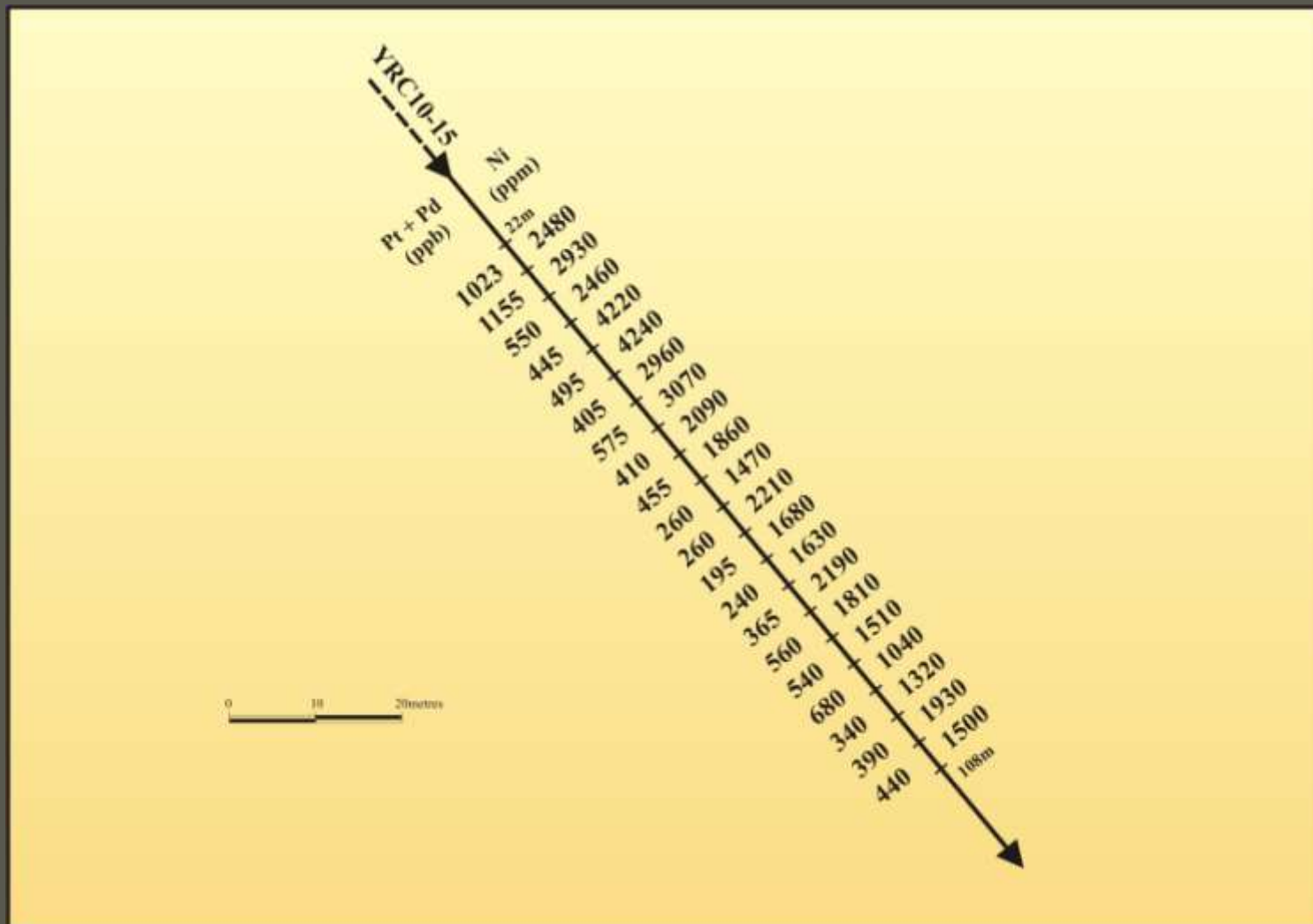
Yuinmery Project

Constantine Prospect - PGM Results



Yuinmery Project

Constantine Prospect – Assay detail



Yuinmery Project

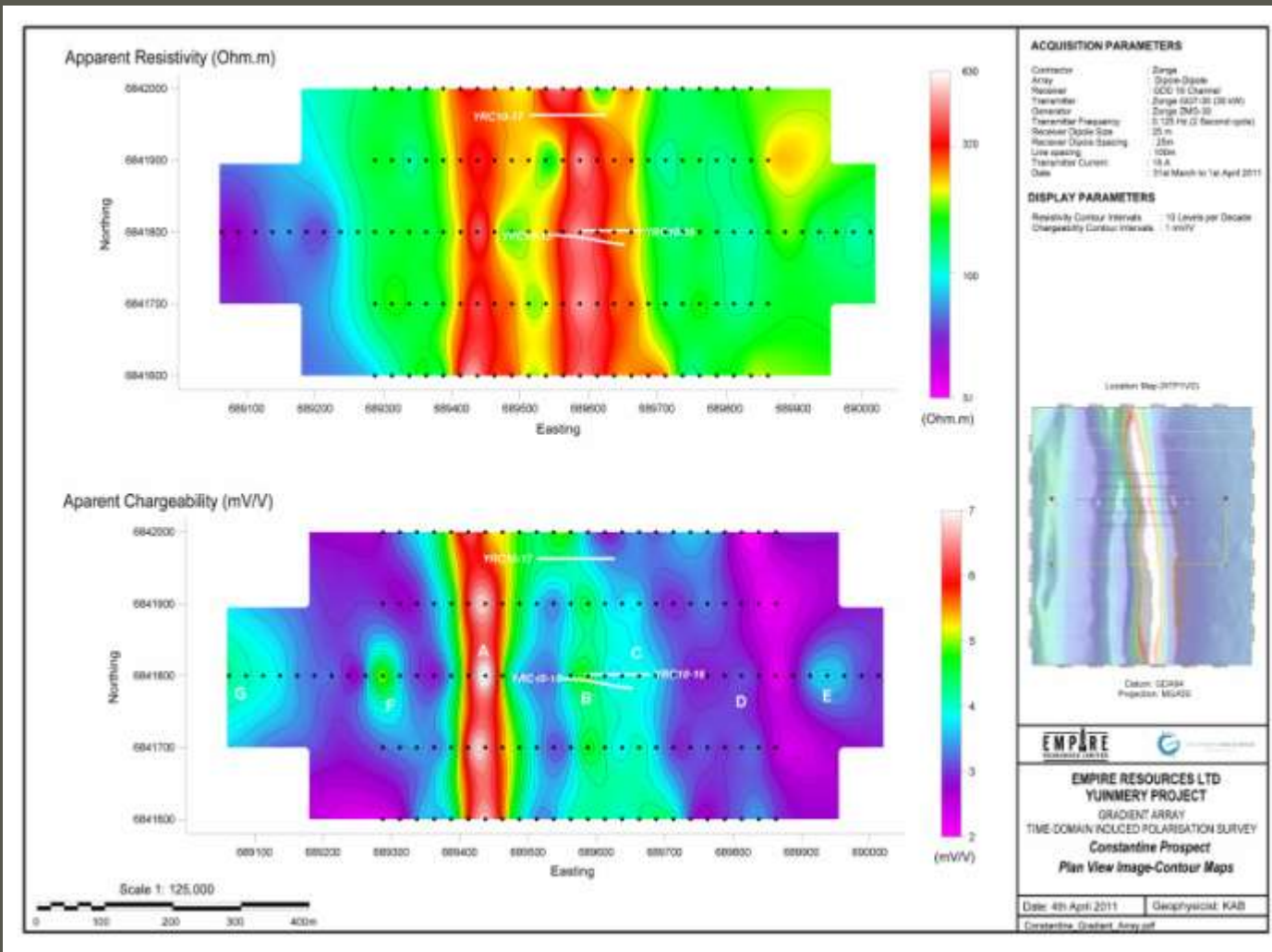
Constantine Prospect - Metallurgy



- PGM contained in sulphide minerals
- Floatation of sulphide increases PGM grade
 - **6 times** into 10% of the mass
 - ie from 0.49 g/t PGM to **3.35g/t PGM** in initial tests on low recoveries (65% Pt, 55% Pd)
- Testwork in progress to optimise recoveries
- Nickel and copper extraction analysis in progress
- Currently drilling RAB and running IP to look for sweet spots eg higher Ni values 4.5 km south

Yuinmery Project

Constantine Prospect – IP Geophysics



Investment Case



- Large footprint within emerging base metals province
- Established resource with several drill ready targets
- Potential for considerable upside through exploration success
- Additional exposure to advanced stage gold and uranium assets
- Sound and prudent management.
- Active successful explorer (Circa 70% of working capital goes directly into the ground)

Contact details:

David Sargeant

Empire Resources Limited
53 Canning Highway
Victoria Park WA 6100

08-9361-3100

0438-690-699

Contact us at **info@resourcesempire.com.au** or via our
web site: **resourcesempire.com.au**

Notes on the Yuinmery Resource

A resource estimate for the Just Desserts prospect at Yuinmery was completed and announced to the market on 9 April 2009. There has been no change in the resource since that time. The mineral resource by category to a depth of 250m below surface is reported below. The resource comprises no oxide mineralization, only transitional and fresh.

Just Desserts Classified Mineral Resources – March 2009

*High assays have been cut to 9% Cu, 20g/t Au and 10g/t Ag.

Resource modelling consultants, Datageo, calculated a JORC compliant in situ resource estimate, utilising all drill hole information available on Prospecting Licence P57/1215 up to the end of June 2008. The resource grade was estimated using ordinary kriging based on the drill hole data composited down hole to 1m intervals within constraining shapes representing the mineralisation. Assumed specific gravity values used were:- transitional 2.7t/m³; fresh 3.2t/m³.

The information in this presentation concerning the Mineral Resources for the Penny's Find Deposit and the Just Desserts Deposit at Yuinmery have been estimated by Mr Peter Ball B.Sc who is a director of DataGeo Geological Consultants and is a member of the Australasian Institute of Mining and Metallurgy (AusIMM). Mr Ball has sufficient experience which is relevant to the styles of mineralization and types of deposit under consideration and qualifies as a Competent Person as defined in the 2004 Edition of the "Australasian Code for Reporting of Exploration Results, Mineral Resources and Ore Reserves". Mr Ball consents to the inclusion in the public release of the matters based on his information in the form and context in which it appears.

The information in this presentation that relates to Exploration Results has been compiled by Mr. David Ross B.Sc(Hons), M.Sc. who is an employee of the Company. He is a member of the Australasian Institute of Mining and Metallurgy and the Australian Institute of Geoscientists. He has sufficient experience which is relevant to the style of mineralization and type of deposit under consideration and to the activity to which he is undertaking to qualify as a Competent Person as defined in the 2004 Edition of the "Australasian Code for Reporting of Exploration Results, Mineral Resources and Ore Reserves". David Ross consents to the inclusion in the public release of the matters based on his information in the form and context in which it appears.

Grade* g/t	Category	Tonnes	Grade* Cu%	Grade* Au g/t	Grade* Ag g/t
1%Cu cut-off	Indicated	104,000	1.65	0.86	1.32
	Inferred	966,000	1.84	0.77	2.12
	TOTAL	1,070,000	1.82	0.78	2.06
1.5%Cu cut-off	Indicated	46,000	2.11	1.14	1.58
	Inferred	536,000	2.34	0.92	2.68
	TOTAL	582,000	2.33	0.93	2.61